

100% Australian Made Cabinets

Timberline

# Australian Collection





# We're locally grown, family owned and dedicated to putting quality first.

## TIMBERLINE – A BATH FURNITURE MANUFACTURER

Since 2007, Timberline has designed and crafted made-to-order vanities to bring modern Australian bathrooms to life. A bathroom is a sanctuary – a place for you to unwind, wash off the day and relax. So, it needs to be a space that is personal and special.

Based in regional New South Wales, Australia, the firm's expanding Armidale factory is home to state-of-the-art technology and highly skilled craftsmen – a jewel in the local business community.

Timberline vanities are made to last, made using quality materials and finishes to ensure timeless beauty. And while our looks never go out of style, value remains at the core of our DNA. We prioritize quality, value and reliability. That's why all our cabinets and acrylic vanity tops are 100% Australian-made and constructed with care.

Talk to our sales team today to discover how the Timberline difference will help you come home to a space that feels truly personal.



## 100% AUSTRALIAN MADE CABINETS

The cabinets in this brochure are 100% Australian made. That means you know you are getting a reliable product from a reliable source.







## Contents

6	Elenora Vanity
8	Byron Vanity
10	Avalon Mirror
12	Bondi Mirror
13	Sydney Mirrored Cabinet
14	Drawings/Pricelist
16	Cabinet Handles
16	Cabinet Legs
17	Vanity Tops - What's the Difference?
18	Cabinet Colors
19	SilkSurface Colors
20	Installation & Warranty
21	What Makes Our Furniture Special?
22	Order Form





# Elenora

Available in White Satin or Black Satin.



01.

The complimenting curves and vertical details of the Elenora make an intriguing texture that is architecturally stunning. Transform any bathroom into a captivating space with this extraordinary piece that complements any decor style.

Available in wall hung and on legs.

## AVAILABLE OPTIONS

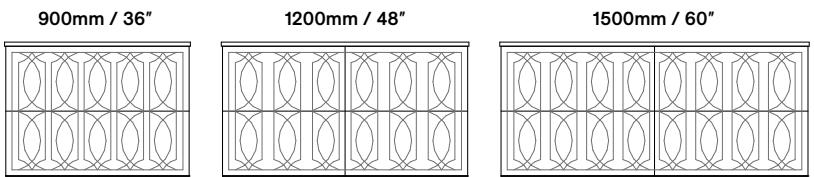
- Cabinet Colors: White Satin/White Internal or Black Satin/Graphite Internal
- Vanity Top: 20mm SilkSurface Arctic White or Carrara top with Rectangle Undermount Sink in White (with overflow)
- Ova Handles: Chrome, Black or Brushed Gold
- Angled Legs: Chrome, Black or Brushed Gold



02.



03.



- [01.] Elenora Vanity 1500mm ELE-V-1500-D-SSU-L | \$6,880  
CABINET: Black Satin TOP: SilkSurface Arctic White | SINK: Rectangle Undermount Sink White | HANDLES: Chrome Ova Handles LEGS: Chrome Angled Legs
- [02.] Elenora Vanity 1200mm ELE-V-1200-C-SSU-W | \$5,650  
CABINET: White Satin TOP: SilkSurface Carrara | SINK: Rectangle Undermount Sink White | HANDLES: Black 350mm Ova Handles
- [03.] Elenora Vanity 900mm ELE-V-900-C-SSU-L | \$4,350  
CABINET: Black Satin TOP: SilkSurface Arctic White | SINK: Rectangle Undermount Sink White | HANDLES: Brushed Gold Ova Handles LEGS: Brushed Gold Angled Legs



# Byron

Available in Prime Oak or Florentine Walnut.

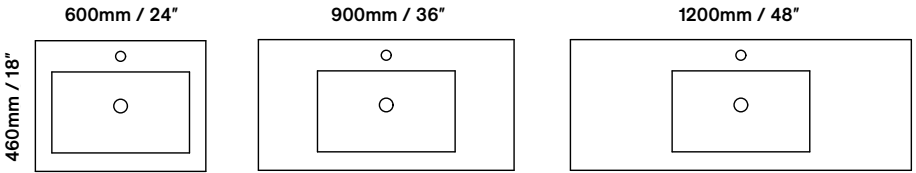


Introduce a touch of elegance to your bathroom with the Byron vanity. This stunning piece showcases beautifully fluted drawer fronts, effortlessly infusing a unique and timeless charm. A true statement piece that will elevate any bathroom design.

Available in wall hung.

## AVAILABLE OPTIONS

- Cabinet Colors: Prime Oak/White Internal or Florentine Walnut/White Internal
- Vanity Top: Duroclass Stadium (with overflow)
- Ova Handles: Chrome, Black or Brushed Gold



[01.] Byron Vanity 900mm BYR-V-900-C-STA-W | \$3,500  
CABINET: Prime Oak TOP: Duroclass Stadium HANDLE: Chrome Ova Handle  
[02.] Byron Vanity 1200mm BYR-V-1200-C-STA-W | \$4,200  
CABINET: Florentine Walnut TOP: Duroclass Stadium HANDLE: Black Ova Handle



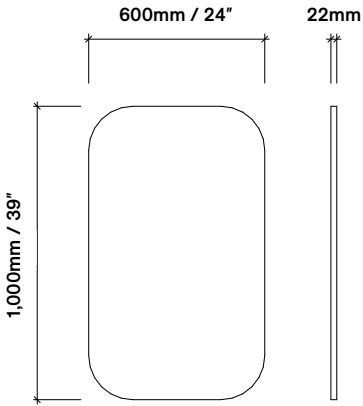
# Avalon Mirror

Available in White Satin.



Experience a touch of elegance in your bathroom with the Avalon mirror's dreamy, curved corners, adding a graceful and inviting aura to your space.

[01.] Avalon Mirror 600mm | AVA-M-600-1000 | \$1,220  
EDGING: White Satin



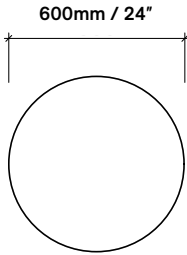
# Bondi Mirror

Available in White Satin.



Transform any bathroom with the Bondi mirror. Its sleek, round, and practical design effortlessly complements any interior style, making it the perfect must-have addition to your space.

[01.] Bondi Mirror 600mm | BON-M-600-600 | \$800  
EDGING: White Satin





# Sydney Mirrored Cabinet

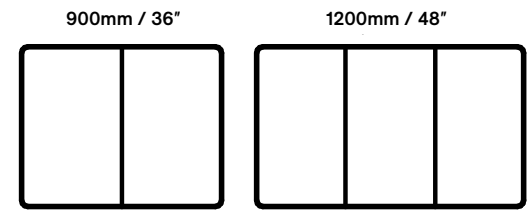
Available in White Satin or Black Satin.



Introducing our exquisite framed Sydney mirrored cabinet, meticulously crafted with finely radiused corners. Elevate your bathroom space with this exceptional piece that effortlessly transforms the ordinary into a work of art.

## AVAILABLE OPTIONS

- Cabinet Colors: White Satin/White Internal or Black Satin/White Internal



[01.] Sydney Mirrored Cabinet 900mm SYD-MC-900 | \$2,350

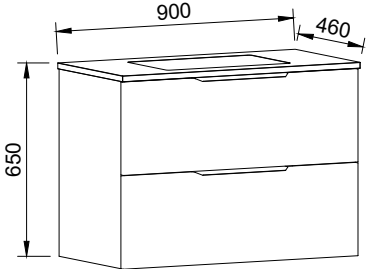
CABINET: Black Satin

[02.] Sydney Mirrored Cabinet 1200mm SYD-MC-1200 | \$2,900

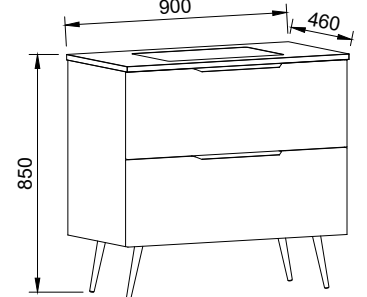
CABINET: White Satin

# Vanities

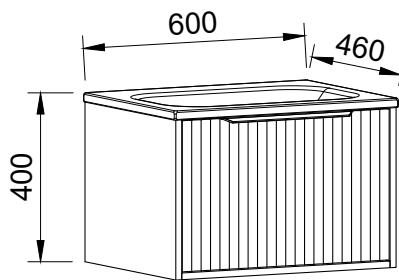
## ELENORA 900mm (36")

Wall Hung		
		
CABINET WITH	SKU	MSRP
20mm SilkSurface Top with Rectangle Undermount Sink	ELE-V-900-C-SSU-W	\$4,230

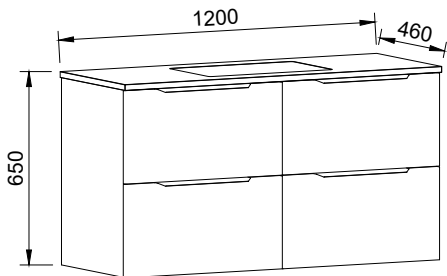
## ELENORA 900mm (36")

On Legs		
		
CABINET WITH	SKU	MSRP
20mm SilkSurface Top with Rectangle Undermount Sink	ELE-V-900-C-SSU-L	\$4,350

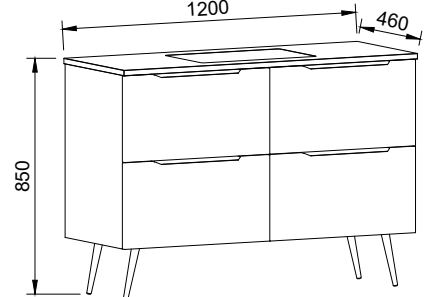
## BYRON 600mm (24")

Wall Hung		
		
CABINET WITH	SKU	MSRP
Duroclass Stadium Mineral Composite Top	BYR-V-600-C-STA-W	\$3,150

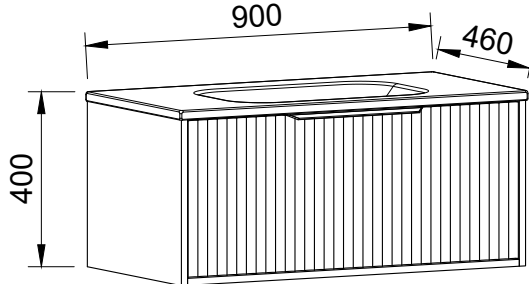
## ELENORA 1200mm (48")

Wall Hung		
		
CABINET WITH	SKU	MSRP
20mm SilkSurface Top with Rectangle Undermount Sink	ELE-V-1200-C-SSU-W	\$5,650

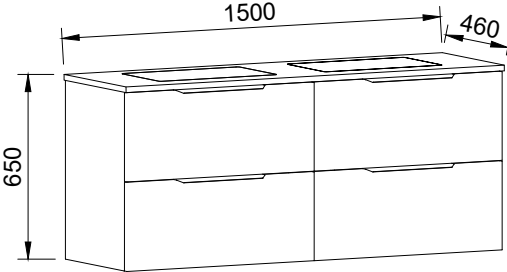
## ELENORA 1200mm (48")

On Legs		
		
CABINET WITH	SKU	MSRP
20mm SilkSurface Top with Rectangle Undermount Sink	ELE-V-1200-C-SSU-L	\$5,830

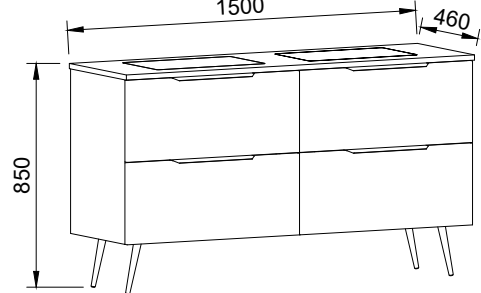
## BYRON 900mm (36")

Wall Hung		
		
CABINET WITH	SKU	MSRP
Duroclass Stadium Mineral Composite Top	BYR-V-900-C-STA-W	\$3,500

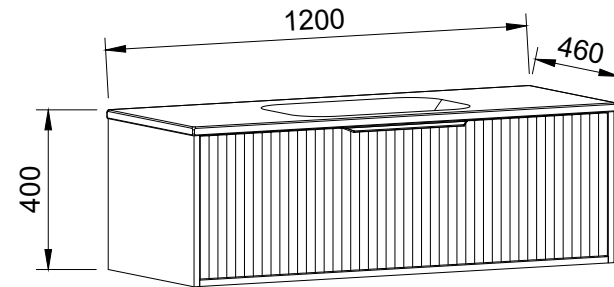
## ELENORA 1500mm (60")

Wall Hung		
		
CABINET WITH	SKU	MSRP
20mm SilkSurface Top with Rectangle Undermount Sink	ELE-V-1500-D-SSU-W	\$6,700

## ELENORA 1500mm (60")

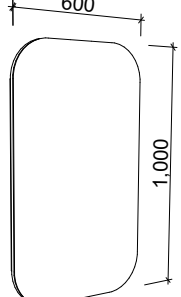
On Legs		
		
CABINET WITH	SKU	MSRP
20mm SilkSurface Top with Rectangle Undermount Sink	ELE-V-1500-D-SSU-L	\$6,880

## BYRON 1200mm (48")

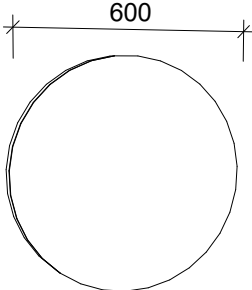
Wall Hung		
		
CABINET WITH	SKU	MSRP
Duroclass Stadium Mineral Composite Top	BYR-V-1200-C-STA-W	\$4,200

# Mirrors

## AVALON

600mm (24")	
	
SKU	MSRP
AVA-M-600-1000	\$1,220

## BONDI

600mm (24")	
	
SKU	MSRP
BON-M-600-600	\$800

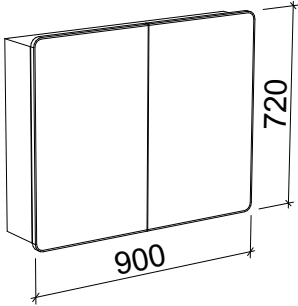




# Mirrored Cabinets

## SYDNEY

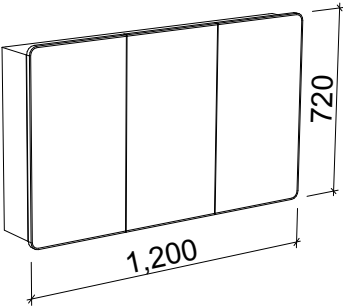
900mm (36")



SKU	MSRP
SYD-MC-900	\$2,350

## SYDNEY

1200mm (48")



SKU	MSRP
SYD-MC-1200	\$2,900

# Cabinet Handles

OVA HANDLES (Attaches on the top of door and drawer fronts).



Chrome



Black



Satin Gold

# Cabinet Legs

ANGLED LEGS (Only available on Elenora vanity on legs).



Chrome



Black



Brushed Gold

# Vanity Tops - What's the Difference?

## ELENORA



- SilkSurface**
- SilkSurface is a high performance 20mm solid surface material. Manufactured using a special multi-process technique, these solid surfaces have a realistic granite appearance.
- ✓ Non-porous, good stain resistance
  - ✓ Very easy to repair if scratched
  - ✓ Crack and chip resistant



SilkSurface Top with Rectangle Undermount Sink White (with overflow)

## BYRON



- Duroclass**
- Mineral composite tops are heat formed to an exact mould and back filled with a heavy compound.
- ✓ Very straight and flat
  - ✓ Durable and strong
  - ✓ Easy to repair if scratched
  - ✓ Not susceptible to chipping
  - ✓ Australian made



Duroclass Stadium (with overflow)



# Cabinet Colors


---

Our painted colors provide a sleek, clean look, complemented by a durable 2 pack polyurethane hardening process for easy cleaning and long-lasting wear. The woodgrain finishes add warmth and color, while remaining ultra-durable and easy to clean.

---

## Elenora / Sydney

CABINET COLOR OPTIONS:



White Satin




Black Satin

## Byron

CABINET COLOR OPTIONS:



Prime Oak



Florentine Walnut

# SilkSurface Colors

---

Silk**Surface**™

SilkSurface is the right choice for enduring beauty. With a beautiful blend of colors and a realistic natural appearance, these high performance 20mm benchtops are manufactured using a special multi-process technique making them resistant to stains, cracks and chips.

---

## Elenora

VANITY TOP COLOR OPTIONS:



Arctic White



Carrara

A composite image featuring a marble pattern background. On the left, there is a small branch with green leaves. On the right, a white ceramic bowl is partially visible. In the center, the text 'Did You Know?' is displayed in a large, bold, black serif font. Below it, a paragraph of text in a smaller, black sans-serif font reads: 'SilkSurface is silica-free, ensuring safety for you and your builders. It's also easy to clean, minimising bacterial risks for a low-maintenance and hygienic environment.'

SilkSurface may be substituted for equivalent colors if required. SilkSurface is manmade slab with an acrylic resin base. As each slab is individual, natural variation in graining and coloring is to be expected. While the colors in this brochure are to the highest standard in printing, it should only be used as an indication of actual product design. Please visit your local showroom to view larger samples.



# Installation & Warranty

## INSTALLATION INSTRUCTIONS (CABINETS)

All installation works should be carried out by a licensed tradesman according to the ‘Plumbing and Drainage Code of Practice’ and the requirements of any relevant statutory body.

- Please check thoroughly prior to install. See install instructions.
- During the framing and rough in stages of construction ensure that there are sufficient fixings for the mounting of the vanity cabinet. There should be at least two vertical studs for fixing provided not more than 100mm from each edge of the cabinet.
- Ensure that the wall is straight and plumb and free from any bow or twist otherwise the drawers and doors will be out of alignment.
- The solid back of the cabinet must not be damaged, removed, cut or drilled more than is necessary for the access of the plumbing pipes.
- During installation the cabinet should be fixed with screws through the solid back of the cabinet. The screws should be suited to the stud material and have a pan or counter sunk head. Provide a horizontal row of screws within 100mm vertically from the top of the cabinet at a maximum of 300mm horizontal spacing. The screws closest to the left and right edge of the cabinet should be within 100mm of each side.
- Prior to fixing the top to the cabinet with silicone ensure that the cabinet is level and plumb in all directions. If not remove the cabinet and pack or straighten the wall accordingly.
- After installation use the adjusting screws of the hinges and drawer runners to align the doors and drawers.

Detailed instructions are included with the vanity. Timberline Bathroom Products makes every effort to supply our clients with outstanding quality products, we can in no way be held responsible for any damages arising from failure due to the method in which the vanity was installed or commissioned.

## WARRANTY

Timberline Bathroom Products ensure that our products are manufactured using only high quality materials and workmanship. Should you find fault with either materials or workmanship within the warranty period noted below, Timberline Bathroom Products will, at its discretion, repair or supply a replacement for the faulty product or component.

The Timberline Bathroom Products warranty will only apply where the product has been installed by qualified tradesmen and in full accordance with our installation instructions. This warranty does not cover damage by improper installation, accident, misuse, abuse, negligence, excessive wear and tear, improper care and lack of maintenance, heat damage, use of harsh abrasive cleaners, water and natural causes such as sunlight, humidity and other environmental conditions.

It should be noted that all cabinets are manufactured from water resistant materials. This does not mean that they are waterproof.

**Please note that installation of any product is regarded as acceptance of that product and therefore no claims for faulty or damaged goods can be made after installation. Any claim for faulty or damaged goods must be made within 48 hours from receipt of product.**

# What Makes Our Furniture Special?



### Tongue And Groove Jointing

All the solid backs and bases are assembled with a tongue and groove joint with multiple cam fix points. This creates exceptional strength and durability, particularly for wall mounted cabinets. The tongue and groove joint prevents the side from pulling away from the back when pressure is placed on the vanity top.



### Soft-Close Hinges

Only the best European fully adjustable hinges are used. This allows them to be easily adjusted and offer a long life span. All hinges include built in soft-close mechanisms.



### Moisture Resistant Board

All our cabinets are manufactured with sustainably sourced engineered wood. This gives you the best protection against swelling and other moisture damage. All our board is sourced from responsible, certified suppliers, and is either “E0” or “E1” low formaldehyde eco-friendly product.



### Solid Vanity Back

At Timberline we always use a full 16mm solid back. This ensures the greatest stability for our vanities and makes mounting and installing a breeze. We never use a 3mm paper lined MDF back.



### Construction Brackets

Specially designed internal brackets make a neat and strong finish.





AUSTRALIAN COLLECTION ORDER FORM

To make life easy, fill this form in with your customer.

Email to: sales.usa@timberlinebp.com

STORE DETAILS

Company Name:

Completed by:

Purchase Order No:

Date:

CUSTOMER DETAILS

Customer Name:

Customer Contact No:

Customer Signature:

ELENORA VANITY

WIDTH

900mm / 36"

1200mm / 48"

1500mm / 60"

MOUNT

Wall Hung

Legs

CABINET COLOR

White Satin / White Interior

Black Satin / Graphite Interior

VANITY TOP COLOR

SilkSurface Arctic White

SilkSurface Carrara

FAUCET HOLE

1 Faucet Hole

3 Faucet Holes (Centerset)

3 Faucet Holes (Widespread)

LEG COLOR

Chrome

Black

Brushed Gold

OVA HANDLE COLOR

Chrome

Black

Brushed Gold

QUANTITY

BYRON VANITY

WIDTH

600mm / 24"

900mm / 36"

1200mm / 48"

MOUNT

Wall Hung Only

CABINET COLOR

Florentine Walnut

Prime Oak

OVA HANDLE COLOR

Chrome

Black

Brushed Gold

FAUCET HOLE

1 Faucet Hole

3 Faucet Holes (Centerset)

3 Faucet Holes (Widespread)

QUANTITY

AVALON MIRROR

WIDTH

COLOR

600mm / 24" Only

White Satin Only

QUANTITY

BONDI MIRROR

WIDTH

COLOR

600mm / 24" Only

White Satin Only

QUANTITY

SYDNEY MIRRORED CABINET

WIDTH

900mm / 36"

1200mm / 48"

CABINET COLOR

White Satin / White Interior

Black Satin / White Interior

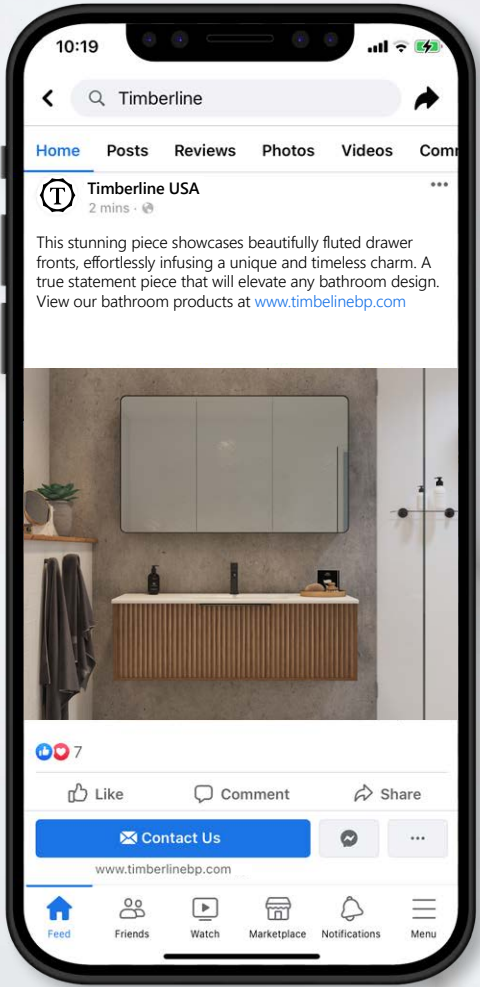
QUANTITY

ADDITIONAL COMMENTS

Check the pricelist pages to confirm available options. Please check your selection carefully as Timberline cannot be held responsible for incorrect choices.



Keep up with the latest design trends!



Follow us on social media



facebook.com/timberlineus/



@timberlineus



linkedin.com/company/timberline-us/



# Timberline



**[www.timberlinebp.com](http://www.timberlinebp.com)**

300 Industrial Drive, Redwood Falls, MN 56283  
T: 888-844-0102 E: [sales.usa@timberlinebp.com](mailto:sales.usa@timberlinebp.com)